

Tower Crane



Company Profile



China National Building Materials (Group) Corporation (CNBM), established in 1984, now is one of the largest state-owned group corporation in China, dealing with building materials & industrial equipment. Up to year 2010, CNBM Group's total asset is 20 billion USD and total staff is more than 100,000.

CNBM International Corporation, specializes in designing & manufacturing of various kinds of construction machinery, including tower crane, building hoist, etc. All the equipment produced by CNBM are compliant with the National level quality standard, and wins great reputation for their enduring performance in worldwide markets.

Key reason for CNBM's achievements:

• Research and Development (R&D)

- Our own systems of production engineering.
- Production design from the concept to the engineering details.
- National level research academy for various building equipment for over 30 years.
- Continuous development of new solutions and products adapted to the requirements of our clients.
- Technical experts with abundant experience in relative fields.

• Production

- Complete quality control system.
- Nearly 20 years experiences in manufacturing fields.
- Full production capacity up to 1000 tower cranes annually (with various load from 4tons to 40tons).

• Commercial & marketing

- Customer-oriented philosophy.
- Full international business experiences.
- Global network & localization strategy.
- Professional & high efficiency team.

• Service

Under the guidance of "globalization + localization" strategy, in most of our main markets, the marketing operations & after sales services are carried out by CNBM's local partner companies.

To provide enough & timely support to the local partners, CNBM has set up 6 branches in the world (with more to c, ensuring the best services to the end-users along with high quality equipment.

Our Service Branch

CNBM INTERNATIONAL CORPORATION U.A.E BRANCH

CNBM INTERNATIONAL CORPORATION K.S.A BRANCH

CNBM INTERNATIONAL CORPORATION IRAN BRANCH

CNBM (U.S.A) CORPORATION

CNBM INTERNATIONAL(RUSSIA)CORPORATION

CNBM INDIA CORPORATION

CNBM NIGERIA CORPORATION

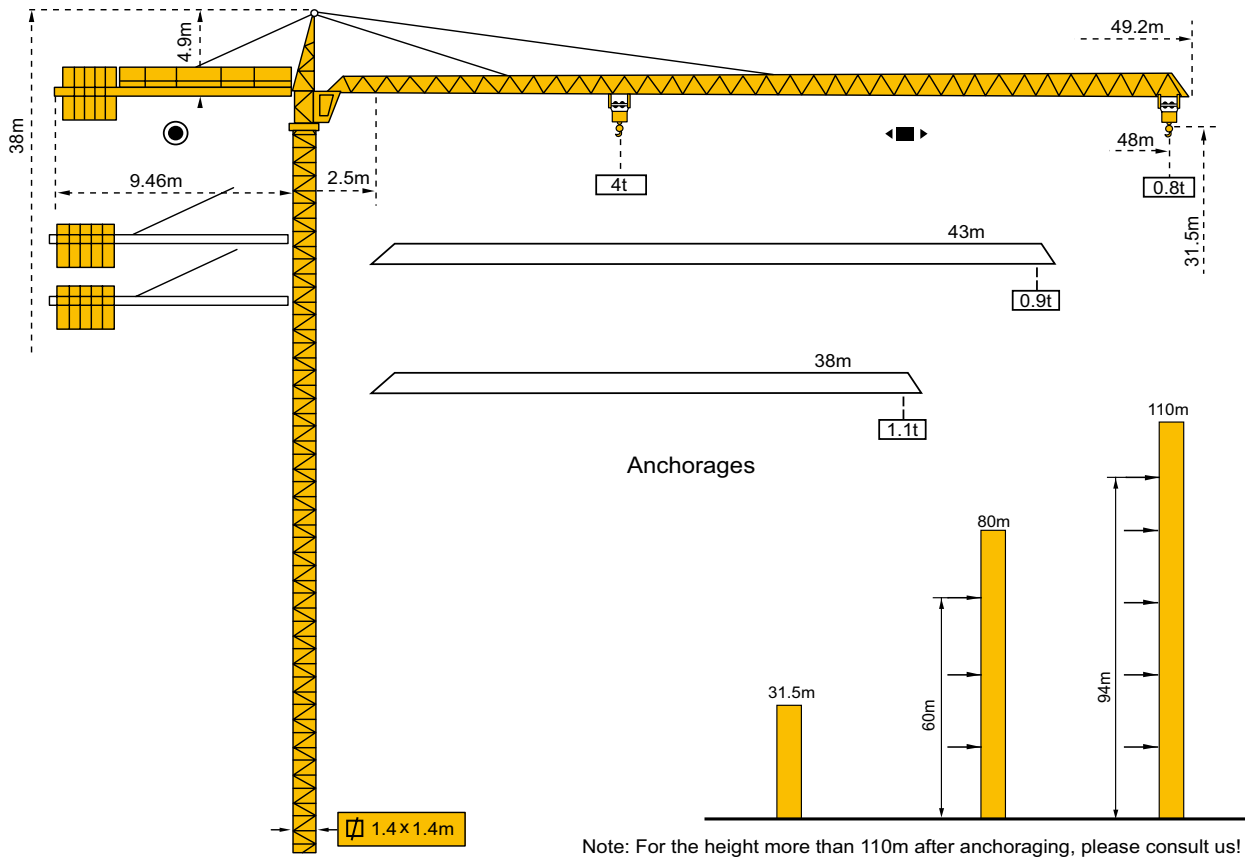
CNBM KAZAKHSTAN BRANCH

CNBM VIETNAM COMPANY LIMITED

UNDER CONSTRUCTION OTHER PLACES



TC4808



Note: For the height more than 110m after anchoring, please consult us!

LOADING DIAGRAM

48m jib length:

R				12	14	16	18	20	22	24	26	
a=2 (t)	4t—10.95m								2t—20.7m	1.87	1.70	1.56
a=4 (t)	4t—10.95m								2t—20.7m	1.84	1.67	1.53
R	28	30	32	34	36	38	40	42	44	46	48	
a=2 (t)	1.44	1.34	1.24	1.17	1.09	1.03	0.98	0.93	0.88	0.84	0.80	
a=4 (t)	1.41	1.31	1.21	1.14	1.06	1.00	0.95	0.9	0.85	0.81	0.77	

43m jib length:

R				12	14	16	18	20	22	24	26	
a=2 (t)	4t—11.25m								2t—21.2m	1.92	1.75	1.61
a=4 (t)	4t—11.25m								2t—21.2m	1.89	1.72	1.58
R	28	30	32	34	36	38	40	42	43			
a=2 (t)	1.48	1.37	1.28	1.20	1.13	1.06	1.01	0.95	0.93			
a=4 (t)	1.45	1.34	1.25	1.17	1.10	1.03	0.98	0.92	0.9			

38m jib length:

R				12	14	16	18	20	22	24	26	
a=2 (t)	4t—11.58m								2t—21.9m	1.99	1.81	1.66
a=4 (t)	4t—11.58m								2t—21.9m	1.96	1.78	1.63
R	28	30	32	34	36	38						
a=2 (t)	1.53	1.42	1.32	1.24	1.16	1.10						
a=4 (t)	1.50	1.39	1.29	1.21	1.13	1.07						

- Max. working range 40m, tip lifting weight 0.8T and Max. lifting weight 4T.
- Hoisting mechanism fitted with three speed motor, stable braking and less shock when shifting.
- Trolleying mechanism can provide two operation speeds.

Technical Sheet for TC4808

Item		Parameter					
Independent height (m)		31.5					
Max height with attachment (m)		110					
Working range can be adjusted (m)		38、43、48					
Min working range (m)		2.25					
Max lifting capacity (t)		4					
Tip load @ 48m (t)		0.8					
Hoisting mechanism	Falls	2			4		
	Lifting capacity (t)	1	2	2	2	4	4
	Speed (m/min)	70	35	7	35	17.5	3.5
	Motor	YZTD225M2-4/8 /32 15/15/3.5KW					
Trolleying mechanism	Speed (m/min)	20/40					
	Motor	YDEJ100-4/8 2.4/1.5KW					
Slewing mechanism	Speed (r/min)	0-0.6					
	Motor	YD132S-6/8 2.4/1.8KW					
Climbing speed (m/min)		0.4					
Counterweight (t)		7.6					
Mast section size (L×W×H) mm		1400×1400×2000					
Working temperature		-40—+60℃					
Total power (KW)		23					
Cable type (within 30 meters from site power source to lower electric box of tower crane)		25mm ² (3+2, 5 cores)					
Startup voltage & current		380V×95%=361V 180A					
Rated working voltage & current		380V / 65A					



CNBM International Corporation

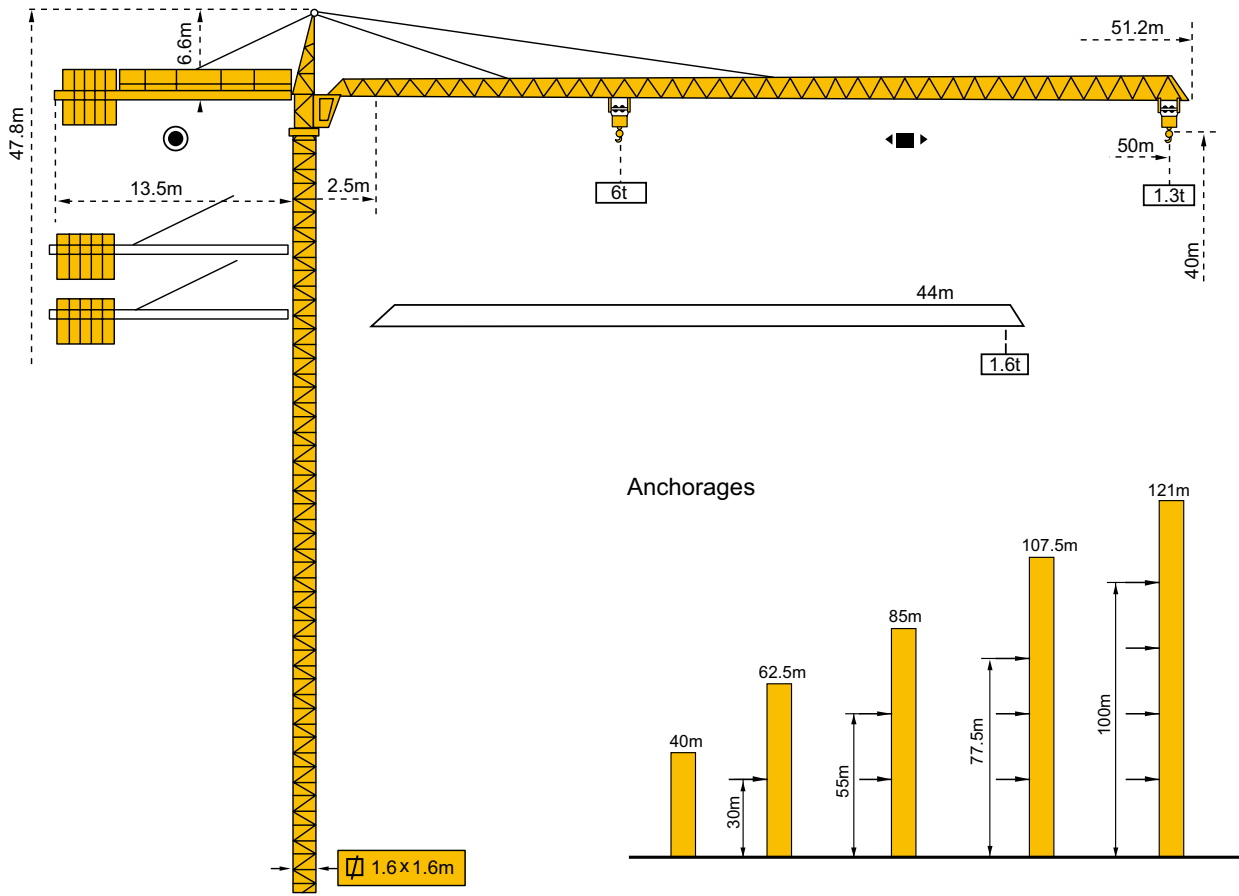
17th Floor, NO.4 Building, Zhu Yu Business Center,
NO.9 Shou Ti South Road, Hai Dian Dist., Beijing, 100048, China

Tel: (0086-10)6879 6340 Fax: (0086-10)6879 6677

Website: www.cnbm.com.cn www.cnbmmech.com www.cmaxmachinery.com

E-mail: cnbmmech@icnbn.com

TC5013A



Note: For the height more than 121m after anchoring, please consult us!

LOADING DIAGRAM

50m jib length											
R	2.5-14.04	16	18	20	22	25.8	30	36	40	44	50
a=2 (t)	3.00						2.50	2.00	1.75	1.54	1.30
a=4 (t)	6.00	5.16	4.50	3.97	3.55	2.90	2.43	1.93	1.68	1.47	1.23
44m jib length											
R	2.5-14.4	16	18	20	22	26.5	30	34	38	40	44
a=2 (t)	3.00						2.59	2.22	1.93	1.82	1.60
a=4 (t)	6.00	5.32	4.64	4.10	3.66	3.00	2.52	2.15	1.86	1.74	1.53

- Max. working range 50m, tip lifting weight 1.3T and Max. lifting weight 6T.
- Hoisting mechanism fitted with three speed motor, stable braking and less shock when shifting.
- Trolleying mechanism can provide two operation speeds.

Technical Sheet for TC5013A

Item		Parameter	
Free standing height (m)		40	
Max height with attachment (m)		121	
Working range can be adjusted (m)		44、50	
Min working range (m)		2.5	
Max lifting capacity (t)		6	
Tip load @ 50m (t)		1.3	
Hoisting mechanism	Falls	2	4
	Lifting capacity (t)	1.3-3	3-6
	Speed (m/min)	9/38/80	4.5/19/38
	Motor	YZTD225L2-4/8/32-24/24/5.4KW	
Trolleying mechanism	Speed (m/min)	20/40	
	Motor	YZTDE132S-4/8-3.3/2.2KW	
Slewing mechanism	Speed (r/min)	0.6	
	Motor	YZR132M2-6-3.7KW	
Climbing speed (m/min)		0.5	
Counterweight (t)	44m jib length	50m jib length	
	9.5	11	
Mast section size(L×W×H) mm		1600×1600×2500 (Panel type)	
Working temperature		-40—+60℃	
Total power (KW)		34	
Power supply requirement (KVA)		180KVA for generator	
Cable type (within 40 meters from site power source to lower electric box of tower crane)		50mm ² (3+2, 5 cores)	
Startup voltage & current		380V×95%=361V	285A
Rated working voltage & current		380V	93A



CNBM International Corporation

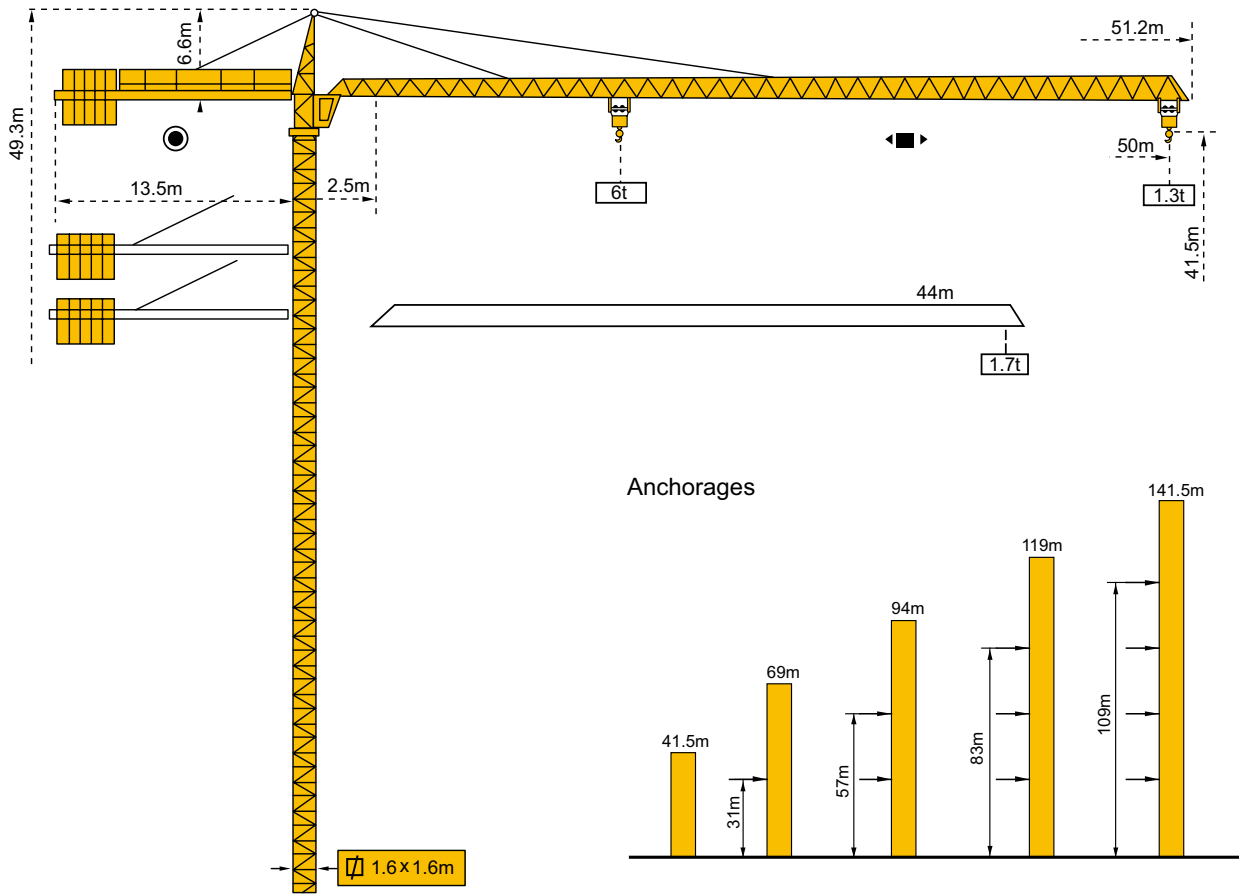
17th Floor, NO.4 Building, Zhu Yu Business Center,
NO.9 Shou Ti South Road, Hai Dian Dist., Beijing, 100048, China

Tel: (0086-10)6879 6340 Fax: (0086-10)6879 6677

Website: www.cnbm.com.cn www.cnbmmech.com www.cmaxmachinery.com

E-mail: cnbmmech@icnbn.com

TC5013B



Note: For the height more than 141.5m after anchoring, please consult us!

LOADING DIAGRAM

50m jib length											
Radius (m)	2.5-15.5	17	20	23	26	28.1	29	35	41	44	50
2 falls (t)	3.00						2.91	2.32	1.90	1.73	1.33
4 falls (t)	6.00	5.40	4.48	3.80	3.29	2.99	2.88	2.29	1.87	1.70	1.30
44m jib length											
Radius (m)	2.5-15.7	17	20	23	26	28.7	29	32	35	38	44
2 falls (t)	3.00						2.97	2.63	2.36	2.13	1.73
4 falls (t)	6.00	5.49	4.56	3.87	3.35	2.97	2.94	2.60	2.33	2.10	1.70

- Max. working range 50m, tip lifting weight 1.3T and Max. lifting weight 6T.
- Hoisting mechanism fitted with three speed motor, stable braking and less shock when shifting.
- Trolleying mechanism can provide two operation speeds.

Technical Sheet for TC5013B

Item		Parameter	
Free standing height (m)		41.5	
Max height with attachment (m)		141.5	
Working range can be adjusted (m)		44、 50	
Min working range (m)		2.5	
Max lifting capacity (t)		6	
Tip load @ 50m (t)		1.3	
Hoisting mechanism	Falls	2	4
	Lifting capacity (t)	1.5-3	3-6
	Speed (m/min)	0-80	0-40
	Motor	YZRDWF225M-4/8-24/24KW	
Trolleying mechanism	Speed (m/min)	12/27/53	
	Motor	YZTDE132L-4/8/16-3.3/2.2/1.1KW	
Slewing mechanism	Speed (r/min)	0-0.6	
	Motor	YZR132M2-6-3.7KW × 2	
Climbing speed (m/min)		0.58	
Counterweight (t)	44m jib length	50m jib length	
	12	13.05	
Mast section size (L×W×H) mm		1600×1600×2500 (Integrated type)	
Working temperature		-40—+60℃	
Max working wind (m/s)		20	
Total power (KW)		37	
Rated working voltage & current		380V / 108A	



CNBM International Corporation

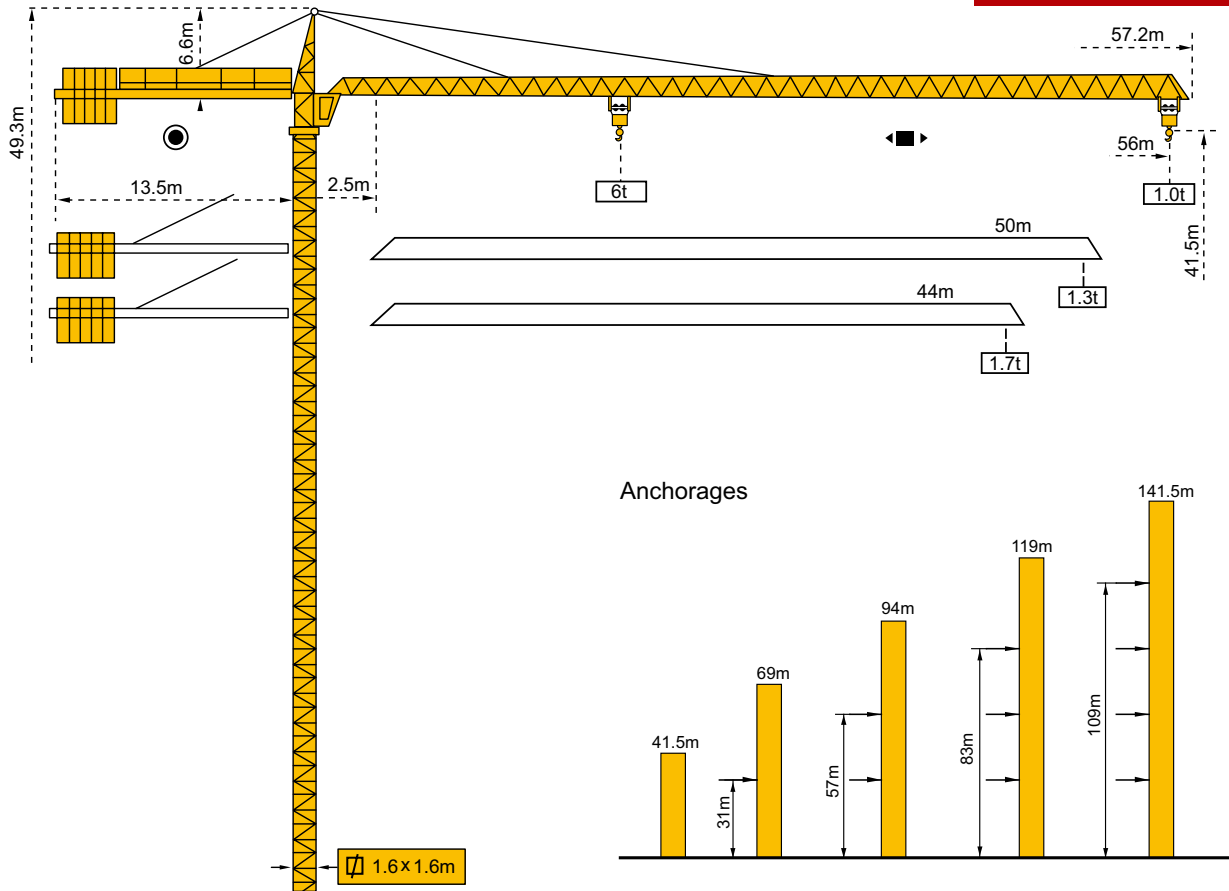
17th Floor, NO.4 Building, Zhu Yu Business Center,
NO.9 Shou Ti South Road, Hai Dian Dist., Beijing, 100048, China

Tel: (0086-10)6879 6340 Fax: (0086-10)6879 6677

Website: www.cnbm.com.cn www.cnbmmech.com www.cmaxmachinery.com

E-mail: cnbmmech@icnbn.com

TC5610



Note: For the height more than 141.5m after anchoring, please consult us!

LOADING DIAGRAM

56m jib length											
Radius (m)	2.5-26.35				28	30	32	38	44	50	56
2 falls (t)	3.00				2.778	2.542	2.336	1.851	1.502	1.237	1.03
Radius (m)	2.5-14.82	16	18	20	22	26	32	38	44	50	56
4 falls (t)	6.00	5.478	4.757	4.187	3.725	3.022	2.306	1.821	1.472	1.207	1.00
50m jib length											
Radius (m)	2.5-27.6				28	30	36	40	44	50	
2 falls (t)	3.00				2.946	2.698	2.124	1.839	1.607	1.330	
Radius (m)	2.5-15.5	18	20	22	26	28	30	36	40	44	50
4 falls (t)	6.00	5.023	4.426	3.941	3.203	2.916	2.668	2.094	1.809	1.577	1.30
44m jib length											
Radius (m)	2.5-29.05				30	32	36	38	44		
2 falls (t)	3.00				2.880	2.653	2.275	2.117	1.73		
Radius (m)	2.5-16.29	18	20	24	26	28	30	32	36	38	44
4 falls (t)	6.00	5.333	4.703	3.770	3.414	3.112	2.850	2.623	2.245	2.087	1.70

- Max. working range 56m, tip lifting weight 1T and Max. lifting weight 6T.
- Hoisting mechanism fitted with three speed motor, stable braking and less shock when shifting.
- Slewing mechanism equipped with 4-speed motor, stable and reliable, can provide stepless speed regulation.
- Trolley mechanism can provide two operation speeds.

Technical Sheet for TC5610

Item		Parameter		
Free standing height (m)		41.5		
Max height with attachment (m)		141.5		
Working range can be adjusted (m)		44、50、56		
Min working range (m)		2.5		
Max lifting capacity (t)		6		
Tip load @ 56m (t)		1		
Hoisting mechanism	Falls	2	4	
	Lifting capacity (t)	1.5-3	3-6	
	Speed (m/min)	0-80	0-40	
	Motor	YZRDWF225M-4/8-24/24KW		
Trolleying mechanism	Speed (m/min)	12/27/53		
	Motor	YZTDE132L-4/8/16-3.3/2.2/1.1KW		
Slewing mechanism	Speed (r/min)	0-0.6		
	Motor	YZR132M2-6-3.7KW × 2		
Climbing speed (m/min)		0.58		
Counterweight (t)		44m jib length	50m jib length	56m jib length
		12	13.05	14.1
Mast section size (L×W×H) mm		1600×1600×2500		
Working temperature		-40—+60℃		
Max working wind (m/s)		20		
Total power (KW)		37		
Rated working voltage & current		380V / 108A		



CNBM CNBM International Corporation

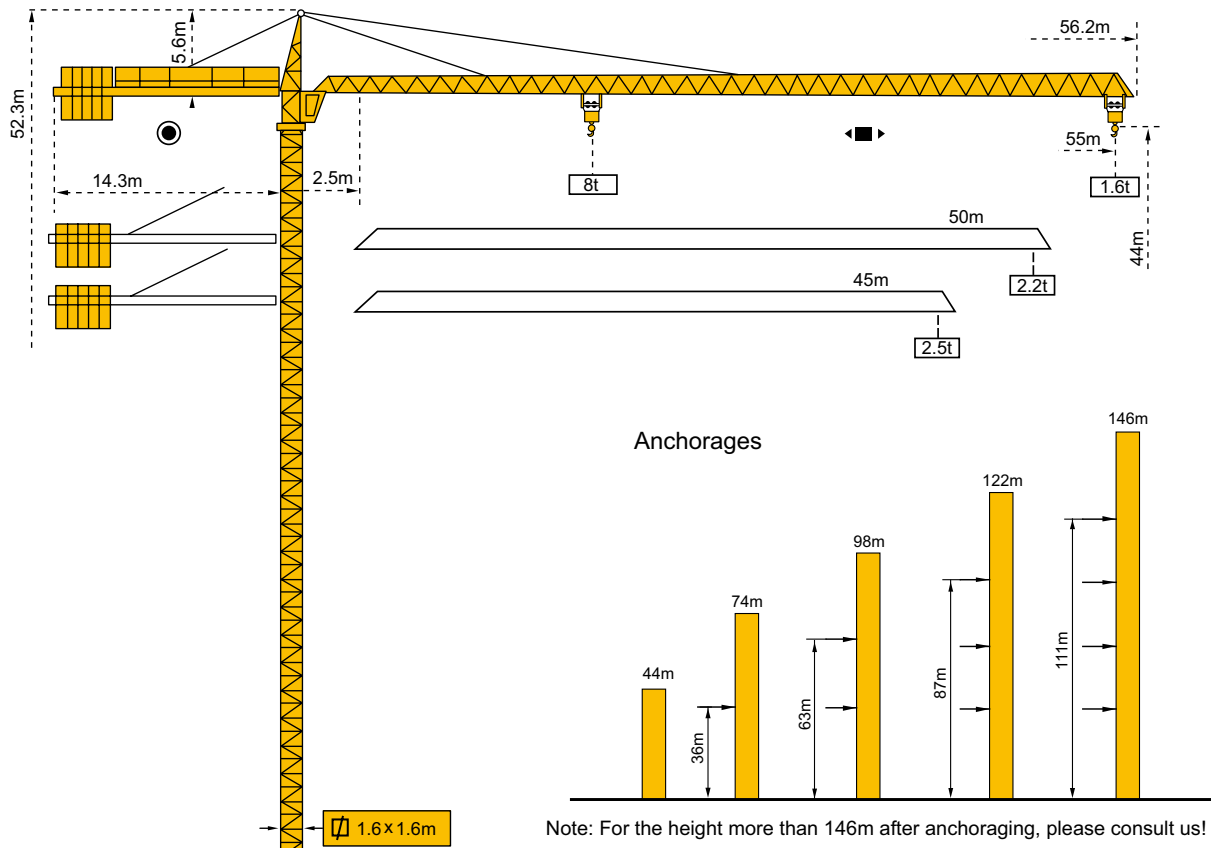
17th Floor, NO.4 Building, Zhu Yu Business Center,
NO.9 Shou Ti South Road, Hai Dian Dist., Beijing, 100048, China

Tel: (0086-10)6879 6340 Fax: (0086-10)6879 6677

Website: www.cnbm.com.cn www.cnbmmech.com www.cmaxmachinery.com

E-mail: cnbmmech@icnbn.com

TC5516



LOADING DIAGRAM

55m jib length:

R m	3.1—13.5	17	22	27	33	37	45	47	50	52	55	
a=2	4t—24.65m				3.61	3	2.61	2.38	1.95	1.8	1.72	1.6
a=4	8t	6.2	4.62	3.41	3	2.61	2.38	1.95	1.8	1.72	1.6	

50m jib length:

R m	2.5—15.17	19.65	22	25	27.4	33	38.5	42	47	50	
a=2	4t—27.6m					3.22	3	2.71	2.37	2.2	
a=4	8t	6.2	5.53	4.76	4	3.22	3	2.71	2.37	2.2	

45m jib length:

R m	2.5—15.17	22	25	27.4	29.8	33	38.5	40	42	45	
a=2	4t				3.65	3.22	3	2.87	2.71	2.5	
a=4	8t—15.17m	5.53	4.76	4.2	3.65	3.22	3	2.87	2.71	2.5	

- Max. working range 55m, tip lifting weight 1.6T and Max. lifting weight 8T.
- Provide stepless speed regulation. Outstanding in working efficiency, operating stability and reliability.
- Reduce future maintenance cost.

Technical Sheet for TC5516

Item		Parameter			
Free standing height (m)		44			
Max height with attachment (m)		150 (200)			
Working range can be adjusted (m)		45、50、55			
Min working range (m)		2.5			
Max lifting capacity (t)		8			
Tip load @ 55m (t)		1.6			
Hoisting mechanism	Falls	2		4	
	Lifting capacity (t)	0-2	0-4	0-4	0-8
	Speed (m/min)	0-80	0-40	0-40	0-20
	Motor	YZRWfc250M-4/8 30/30KW			
Trolleying mechanism	Speed (m/min)	12/27/53			
	Motor	YZTDE132L-4 /8/16 3.3/2.2/1.1KW			
Slewing mechanism	Speed (r/min)	0~0.6			
	Motor	YZR132M2-6-3.7KW×2			
Climbing speed (m/min)		0.5			
Counterweight (t)		17.6			
Mast section size (L×W×H) mm		1600×1600×3000			
Working temperature		-40—+60℃			
Total power (KW)		42			
Cable type (within 40 meters from site power source to lower electric box of tower crane)		50mm ² (3+2, 5 cores)			
Startup voltage & current		380V×95%=361V 179A			
Rated working voltage & current		380V / 128A			



CNBM International Corporation

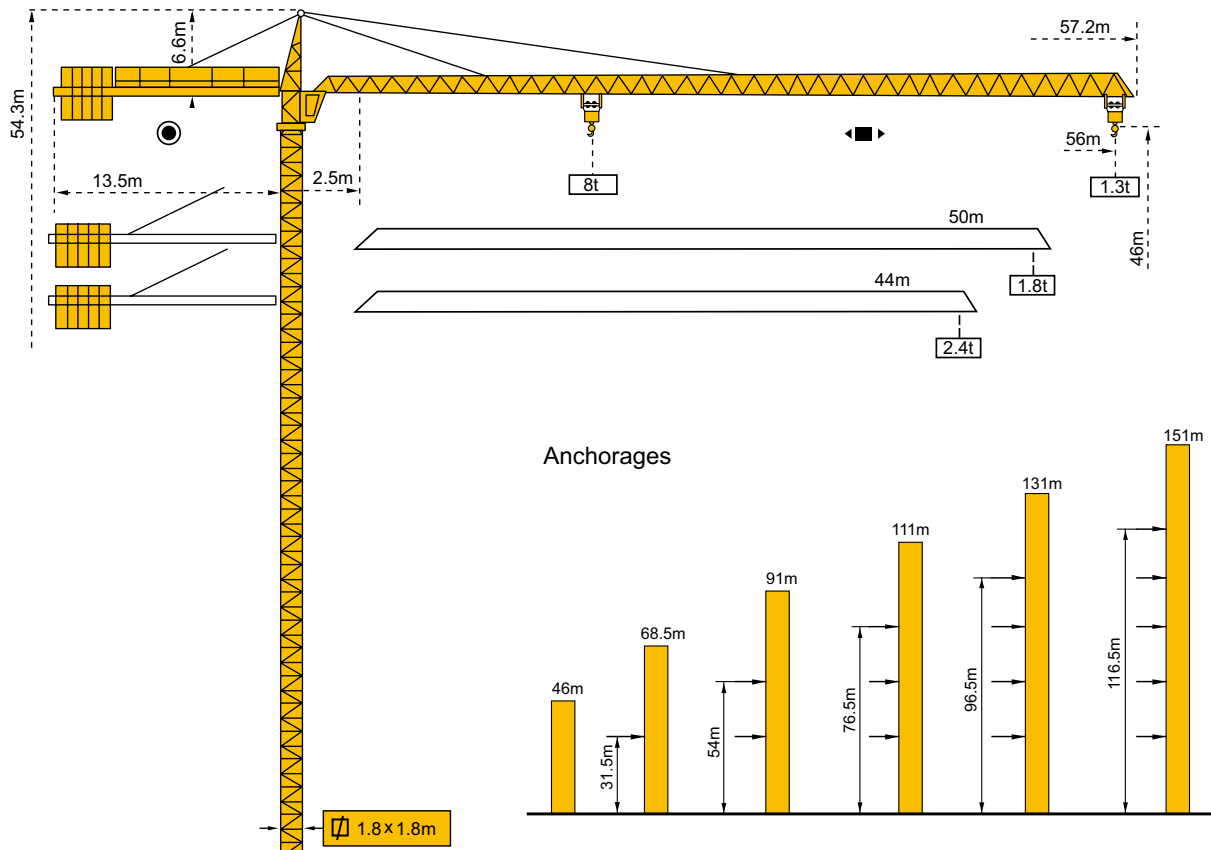
17th Floor, NO.4 Building, Zhu Yu Business Center,
NO.9 Shou Ti South Road, Hai Dian Dist., Beijing, 100048, China

Tel: (0086-10)6879 6340 Fax: (0086-10)6879 6677

Website: www.cnbm.com.cn www.cnbmmech.com www.cmaxmachinery.com

E-mail: cnbmmech@icnbn.com

TC5613



Note: For the height more than 151m after anchoring, please consult us!

LOADING DIAGRAM

56m jib length											
Radius (m)	2.5-13.7	14	20	24.9	26	32	35	38	44	50	56
2 falls (t) 🏗️	4.00				3.80	2.94	2.63	2.36	1.94	1.63	1.38
4 falls (t) 🏗️	8.00	7.79	4.12	3.92	3.72	2.86	2.55	2.28	1.86	1.55	1.30
50m jib length											
Radius (m)	2.5-15.1	16	22	26	27.6	32	35	38	42	50	
2 falls (t) 🏗️	4.00				3.34	2.99	2.70	2.37	1.88		
4 falls (t) 🏗️	8.00	7.48	5.15	4.22	3.92	3.26	2.91	2.62	2.29	1.80	
44m jib length											
Radius (m)	2.5-16.3	20.9	26	29.8	32	35	38	40	42	44	
2 falls (t) 🏗️	4.00				3.69	3.31	2.99	2.79	2.63	2.48	
4 falls (t) 🏗️	8.00	6.0	4.64	3.93	3.61	3.23	2.91	2.72	2.55	2.40	

- Max. working range 56m, tip lifting weight 1.3T and Max. lifting weight 8T.
- Provide stepless speed regulation. Outstanding in working efficiency, operating stability and reliability.
- Reduce future maintenance cost.

Technical Sheet for TC5613

Item		Parameter			
Free standing height (m)		46			
Max height with attachment (m)		150 (200)			
Working range can be adjusted (m)		44、50、56			
Min working range (m)		2.5			
Max lifting capacity (t)		8			
Tip load @ 56m (t)		1.3			
Hoisting mechanism	Falls	2		4	
	Lifting capacity (t)	0-2	0-4	0-4	0-8
	Speed (m/min)	0-80	0-40	0-40	0-20
	Motor	YZRWfc250M-4/8 30/30KW			
Trolleying mechanism	Speed (m/min)	12/27/53			
	Motor	YZTDE132L-4 /8/16 3.3/2.2/1.1KW			
Slewing mechanism	Speed (r/min)	0~0.6			
	Motor	YZR132M2-6-3.7KW×2			
Climbing speed (m/min)		0.5			
Counterweight (t)		14.1			
Mast section size (L×W×H) mm		1800×1800×2500			
Working temperature		-40—+60℃			
Max working wind (m/s)		20			
Total power (KW)		42			
Rated working voltage & current		380V / 128A			



CNBM International Corporation

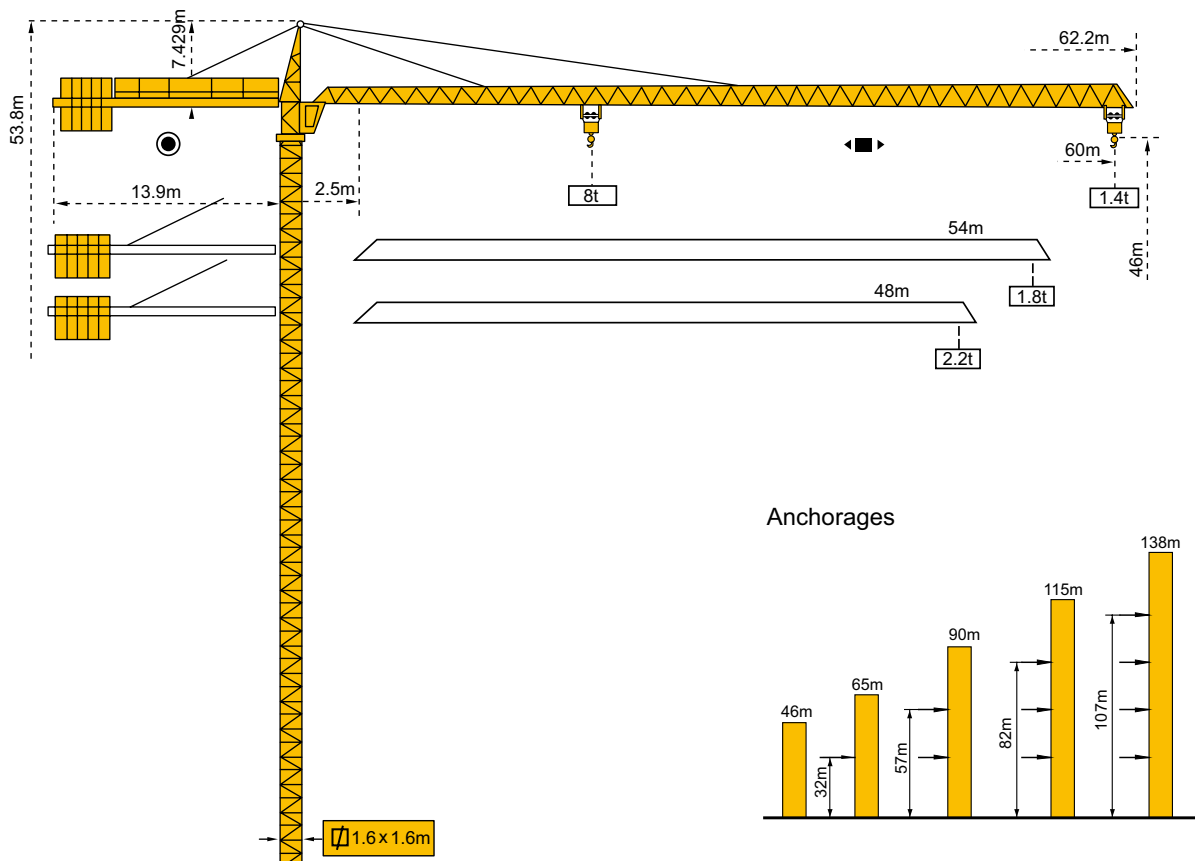
17th Floor, NO.4 Building, Zhu Yu Business Center,
NO.9 Shou Ti South Road, Hai Dian Dist., Beijing, 100048, China

Tel: (0086-10)6879 6340 Fax: (0086-10)6879 6677

Website: www.cnbm.com.cn www.cnbmmech.com www.cmaxmachinery.com

E-mail: cnbmmech@icnbn.com

TC6014



Note: For the height more than 138m after anchoring, please consult us!

LOADING DIAGRAM

60m jib length						
Radius (m)	2.5-22.4		30	40	50	60
2 falls (t)	4.00		3.646	2.63	2.014	1.40
Radius (m)	2.5-11.245	20	30	40	50	60
4 falls (t)	8.00	5.564	3.573	2.56	1.944	1.33
54m jib length						
Radius (m)	2.5-24.55		30	40	50	54
2 falls (t)	4.00		3.8	2.919	2.146	1.80
Radius (m)	2.5-12.36	20	30	40	50	54
4 falls (t)	8.00	6.13	3.958	2.849	2.176	1.75
48m jib length						
Radius (m)	2.5-25.69		30	40	48	
2 falls (t)	4.00		4.232	3.073	2.2	
Radius (m)	2.5-12.96	20	30	40	48	
4 falls (t)	8.00	6.431	4.162	3.003	2.17	

- Max. working range 60m, tip lifting weight 1.4T and Max. lifting weight 8T.
- Hoisting mechanism fitted with three speed moto stable braking and less shock when shifting.
- Slewing mechanism equipped with 4-speed moto stable and reliable can provide stepless speed regulation.
- Trolleying mechanism can provide two operation speeds

Technical Sheet for TC6014

Item		Parameter			
Independent height (m)		46			
Max height with attachment (m)		138(200)			
Working range can be adjusted(m)		48、54、60			
Min working range(m)		2.5			
Max lifting capacity(t)		8			
Tip load @ 60m(t)		1.4			
Hoist mechanism	Falls	2		4	
	Lifting capacity(t)	0-2	0-4	0-4	0-8
	Speed(m/min)	0-80	0-40	0-40	0-20
	Motor	YZRWFC250M-4/8 30/30KW			
Trolleying mechanism	Speed(m/min)	53/27/12			
	Motor	YZTDE132L-4 /8/16 3.3/2.2/1.1KW			
Slewing mechanism	Speed(r/min)	0-0.6			
	Motor	YZR132M2-6-3.7KW×2			
Climbing speed(m/min)		0.5			
Counterweight(t)		17.0			
Mast section size(L×W×H) mm		1600×1600×3000			
Working temperature		-40—+60℃			
Total power (KW)		42			
Power supply requirement (KVA)		190KVA for generator			
Cable type (within 35 meters from site power source to lower electric box of tower crane)		50mm ² (3+2, 5 cores)			
Startup voltage & current		380V×95%=361V		179A	
Rated working voltage & current		380V		128A	



CNBM International Corporation

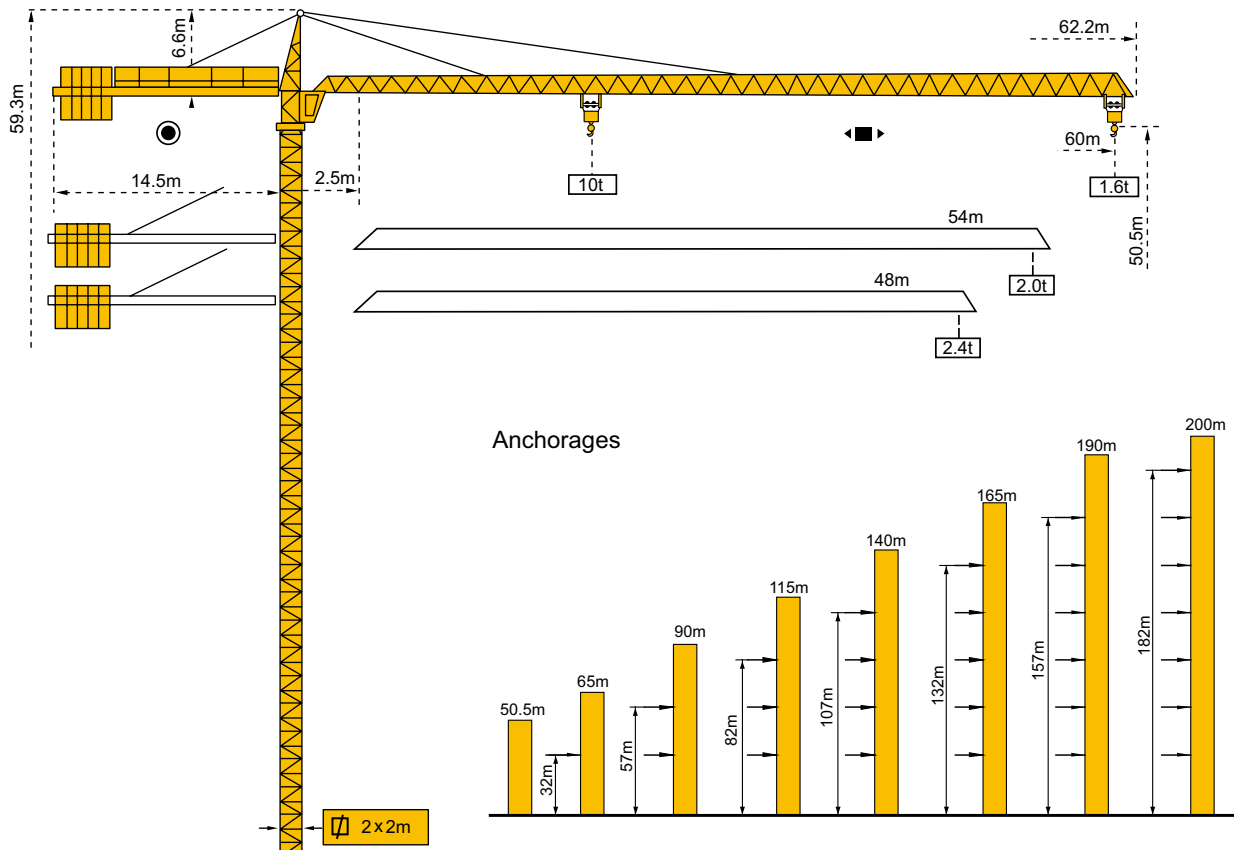
17th Floor, NO.4 Building, Zhu Yu Business Center,
NO.9 Shou Ti South Road, Hai Dian Dist., Beijing, 100048, China

Tel: (0086-10)6879 6340 Fax: (0086-10)6879 6677

Website: www.cnbm.com.cn www.cnbmmech.com www.cmaxmachinery.com

E-mail: cnbmmech@icnbn.com

TC6016



Note: For the height more than 200m after anchoring, please consult us!

LOADING DIAGRAM

60m jib length						
Radius (m)	2.5-22.4		30	40	50	60
2 falls (t)	5.00		3.646	2.63	2.014	1.60
Radius (m)	2.5-11.245	20	30	40	50	60
4 falls (t)	10.00	5.564	3.573	2.56	1.944	1.53
54m jib length						
Radius (m)	2.5-24.55		30	40	50	54
2 falls (t)	5.00		4.028	2.919	2.246	2.046
Radius (m)	2.5-12.36	20	30	40	50	54
4 falls (t)	10.00	6.13	3.958	2.849	2.176	1.976
48m jib length						
Radius (m)	2.5-25.69		30	40	48	
2 falls (t)	5.00		4.232	3.073	2.488	
Radius (m)	2.5-12.96	20	30	40	48	
4 falls (t)	10.00	6.431	4.162	3.003	2.418	

- Max. working range 60m, tip lifting weight 1.6T and Max. lifting weight 10T.
- Slewing mechanism and trolleying mechanism equipped with VFD technical control, stable and reliable, can provide stepless speed regulation.
- Outstanding in working efficiency, operating speed and stability. Reduce future maintenance cost.

Technical Sheet for TC6016

Item		Parameter			
Free standing height (m)		50.5			
Max height with attachment (m)		200			
Working range can be adjusted (m)		48、54、60			
Min working range (m)		2.5			
Max lifting capacity (t)		10			
Tip load @ 60m (t)		1.6			
Hoisting mechanism (VFD+PLC)	Falls	2		4	
	Lifting capacity (t)	0-2.5	0-5	0-5	0-10
	Speed (m/min)	0-80	0-40	0-40	0-20
	Motor	YZPBF250M1-6-45KW			
Trolleying mechanism (VFD+PLC)	Speed (m/min)	0-56			
	Motor	YPBE132S-4-5.5KW			
Slewing mechanism (VFD+PLC)	Speed (r/min)	0-0.6			
	Motor	YTW112M-4-4KW×2			
Climbing speed (m/min)		0.5			
Counterweight (t)	48m jib	54m jib		60m jib	
	15.45	17.85		18.9	
Mast section size (L×W×H) mm		2000×2000×3000			
Working temperature		-40—+60℃			
Max working wind (m/s)		20			
Total power (KW)		60			
Rated working voltage & current		380V / 116A			



CNBM International Corporation

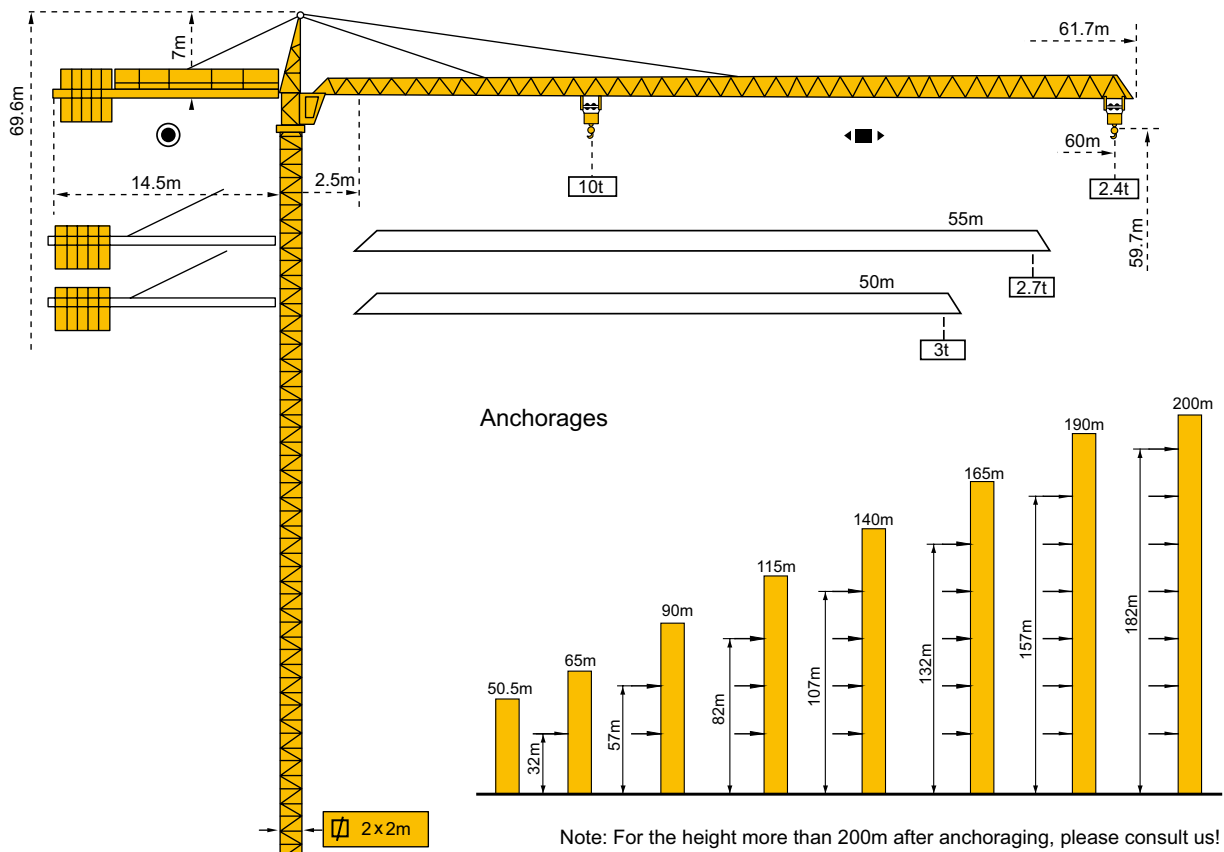
17th Floor, NO.4 Building, Zhu Yu Business Center,
NO.9 Shou Ti South Road, Hai Dian Dist., Beijing, 100048, China

Tel: (0086-10)6879 6340 Fax: (0086-10)6879 6677

Website: www.cnbm.com.cn www.cnbmmech.com www.cmaxmachinery.com

E-mail: cnbmmech@icnbn.com

TC6024



LOADING DIAGRAM

60m jib length:

R	2.5-15.85	20	32	36	40	44	50	56	60	
a=2 (kg)	5000 (2.5-31.25m)		4874	4291	3821	3436	2971	2604	2400	
a=4 (kg)	10000	7897	4804	4221	3751	3366	2901	2534	2330	

54m jib length:

R	2.5-16.25	20	30	34	36	40	44	48	50	54
a=2 (kg)	5000 (2.5-32m)			4687	4405	3925	3530	3200	3054	2795
a=4 (kg)	10000	8099	5289	4617	4335	3855	3460	3130	2984	2725

48m jib length:

R	2.5-35	39	45	48	
a=2 (kg)	5000	4490	3790	3500	
	2.5-19	30			
a=4 (kg)	10000	7890	4385	3685	3395

- Max. working range 60m, tip lifting weight 2.4T and Max. lifting weight 10T.
- Slewing mechanism and trolleying mechanism equipped with VFD technical control, stable and reliable, can provide stepless speed regulation.
- Outstanding in working efficiency, operating speed and stability. Reduce future maintenance cost.

Technical Sheet for TC6024

Item		Parameter			
Free standing height (m)		50.5			
Max height with attachment (m)		200			
Working range can be adjusted (m)		48、54、60			
Min working range (m)		2.5			
Max lifting capacity (t)		10			
Tip load @ 60m (t)		2.4			
Hoisting mechanism (VFD+PLC)	Falls	2		4	
	Lifting capacity (t)	0-2.5	0-5	0-5	0-10
	Speed (m/min)	0-80	0-40	0-40	0-20
	Motor	YZPBF250M1-6-45KW			
Trolleying mechanism (VFD+PLC)	Speed (m/min)	0-56			
	Motor	YZPBE132S-4-5.5KW			
Slewing mechanism (VFD+PLC)	Speed (r/min)	0-0.6			
	Motor	YTW112M-4-5.5KW×2			
Climbing speed (m/min)		0.5			
Counterweight (t)	48m jib	54m jib		60m jib	
	15.45	17.85		18.9	
Mast section size (L×W×H) mm		2000×2000×3000			
Working temperature		-40—+60℃			
Total power (KW)		63			
Cable type (within 35 meters from site power source to lower electric box of tower crane)		50mm ² (3+2, 5 cores)			
Startup voltage & current		380V×95%=361V		219A	
Rated working voltage & current		380V / 121A			



CNBM CNBM International Corporation

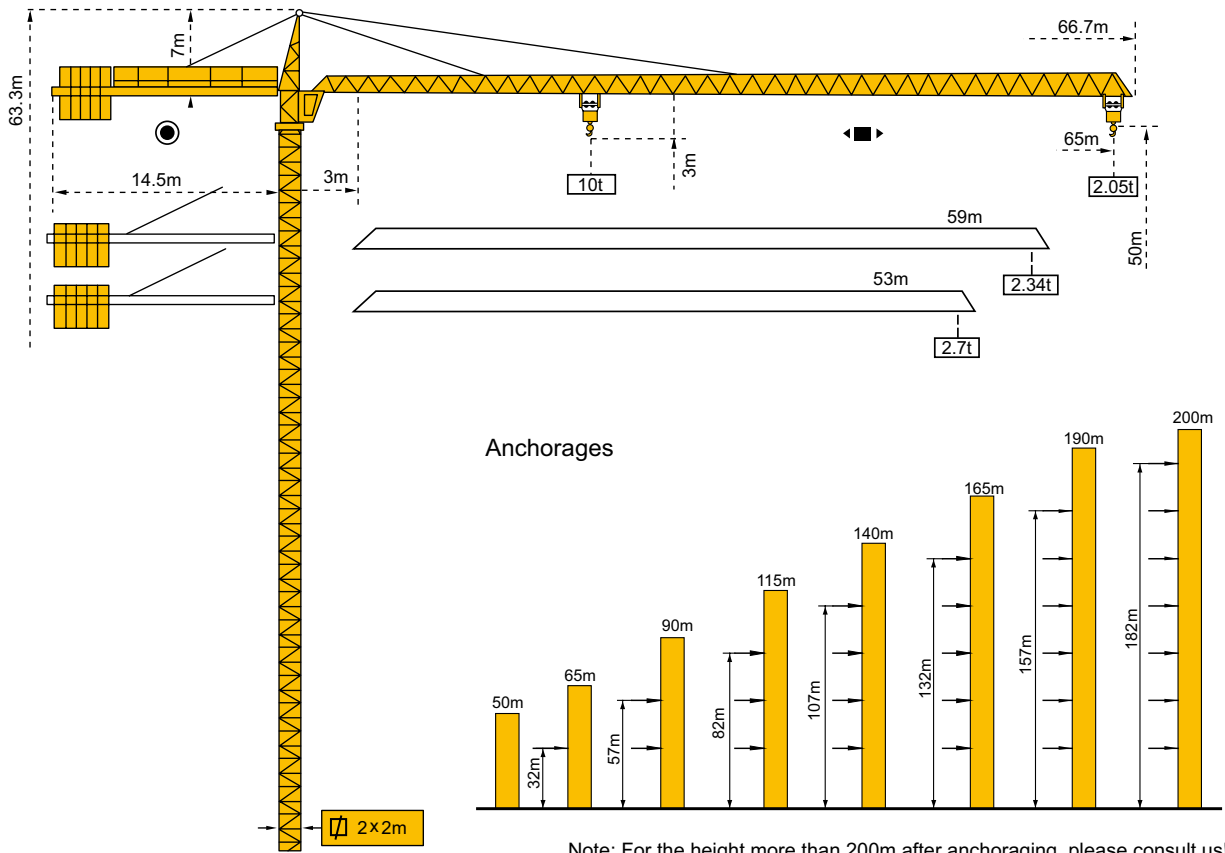
17th Floor, NO.4 Building, Zhu Yu Business Center,
NO.9 Shou Ti South Road, Hai Dian Dist., Beijing, 100048, China

Tel: (0086-10)6879 6340 Fax: (0086-10)6879 6677

Website: www.cnbm.com.cn www.cnbmmech.com www.cmaxmachinery.com

E-mail: cnbmmech@icnbn.com

TC6520



Note: For the height more than 200m after anchoring, please consult us!

LOADING DIAGRAM

65m jib length									
Radius (m)	2.5-14.73m		20	29	30	35	40	46	48
2 falls (t)	5.00				4.84	4.1	3.53	3.02	2.87
4 falls (t)	10.00		7.33	5.8	4.77	4.03	3.46	2.95	2.8
Radius (m)	50	52	54	56	58	60	62	64	65
2 falls (t)	2.74	2.62	2.5	2.4	2.3	2.21	2.12	2.04	2.00
4 falls (t)	2.67	2.55	2.43	2.33	2.23	2.14	2.05	1.97	1.93
60m jib length									
Radius (m)	18.15		20	25	30	36	38	40	42
2 falls (t)	5.00				4.95	4.67	4.42	4.19	
4 falls (t)	10.00		9.06	7.2	5.94	4.88	4.6	4.35	4.12
Radius (m)	44	46	48	50	52	54	56	58	60
2 falls (t)	3.98	3.79	3.61	3.45	3.3	3.16	3.03	2.91	2.8
4 falls (t)	3.91	3.72	3.54	3.38	3.23	3.09	2.96	2.84	2.73
55m jib length									
Radius (m)	19.23		20	25	30	32	34	37.75	38
2 falls (t)	5.00								4.97
4 falls (t)	10.00		9.61	7.64	6.31	5.89	5.52	5.19	4.90
Radius (m)	40	42	44	46	48	50	52	54	55
2 falls (t)	4.70	4.45	4.23	4.03	3.85	3.67	3.52	3.47	3.3
4 falls (t)	4.63	4.38	4.16	3.96	3.78	3.6	3.45	3.3	3.23

- Max. working range 65m, tip lifting weight 2.0T and Max. lifting weight 10T.
- Slewing mechanism and trolleying mechanism all take VFD+PLC technical control.
- Outstanding in working efficiency, operating speed and stability. Reduce future maintenance cost.

Technical Sheet for TC6520

Item		Parameter			
Free standing height (m)		50			
Max height with attachment (m)		200			
Working range can be adjusted (m)		55、60、65			
Min working range (m)		2.5			
Max lifting capacity (t)		10			
Tip load @ 65m (t)		2			
Hoisting mechanism (VFD+PLC)	Falls	2		4	
	Lifting capacity (t)	0-2.5	0-5	0-5	0-10
	Speed (m/min)	0-80	0-40	0-40	0-20
	Motor	YZPBF250M1-6-45KW			
Trolleying mechanism (VFD+PLC)	Speed (m/min)	0-56			
	Motor	YZPBE132S-4-5.5KW			
Slewing mechanism (VFD+PLC)	Speed (r/min)	0-0.6			
	Motor	YTW112M-4-5.5KW×2			
Climbing speed (m/min)		0.5			
Counterweight (t)		21.3			
Mast section size (L×W×H) mm		2000×2000×3000			
Working temperature		-40—+60℃			
Max working wind (m/s)		20			
Total power (KW)		63			
Rated working voltage & current		380V / 121A			



CNBM CNBM International Corporation

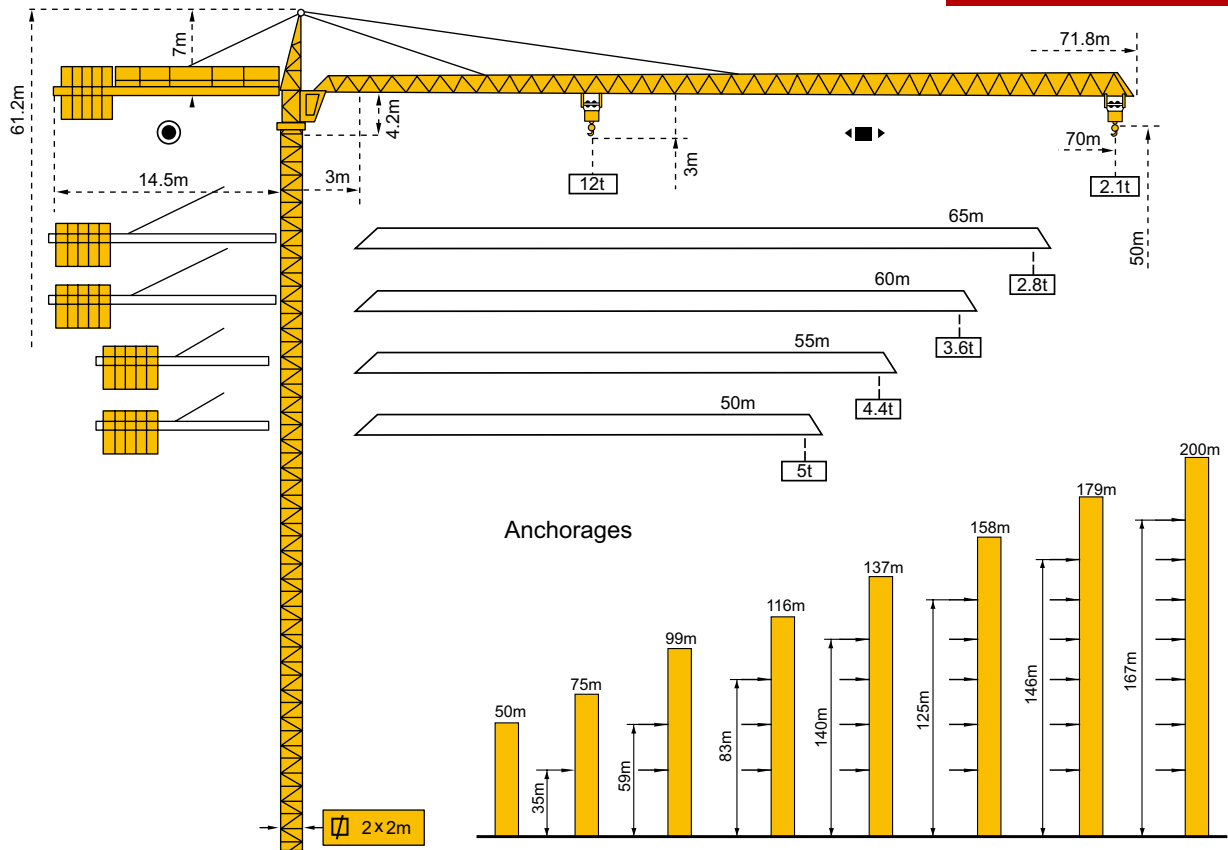
17th Floor, NO.4 Building, Zhu Yu Business Center,
NO.9 Shou Ti South Road, Hai Dian Dist., Beijing, 100048, China

Tel: (0086-10)6879 6340 Fax: (0086-10)6879 6677

Website: www.cnbm.com.cn www.cnbmmech.com www.cmaxmachinery.com

E-mail: cnbmmech@icnbn.com

TC7021



Note: For the height more than 200m after anchoring, please consult us!

LOADING DIAGRAM

70m jib length:

R		18	22	24.5	27.7	28.3	30	32	35	37	40	
a=2 (t)		6t—31.8m							5.96	5.35	5.00	4.54
a=4 (t)	12t—17.8m	11.29	8.99	7.94	6.86	6.69	6.23	5.76	5.15	4.80	4.34	
R	42	45	47	50	52	55	57	60	62	65	70	
a=2 (t)	4.27	3.91	3.69	3.40	3.23	2.99	2.84	2.64	2.52	2.35	2.25	
a=4 (t)	4.07	3.71	3.49	3.20	3.03	2.79	2.64	2.44	2.32	2.15	1.90	

65m jib length:

R		20	22	25	27.7	30	31.8	32.4	35	35.9	37
a=2 (t)		6t—35.9m									5.79
a=4 (t)	12t—19.23m	11.49	10.32	8.92	7.92	7.21	6.72	6.57	5.99	5.80	5.59
R	40	42	45	47	50	52	55	57	60	62	65
a=2 (t)	5.27	4.96	4.56	4.31	3.99	3.79	3.52	3.35	3.13	2.99	2.80
a=4 (t)	5.07	4.76	4.36	4.11	3.79	3.59	3.32	3.15	2.93	2.79	2.60

60m jib length:

R		22	25	27	30.6	31.8	32.4	35	37	40	
a=2 (t)		6t—39.85m									5.98
a=4 (t)	12t—21.35m	11.60	10.05	9.21	7.96	7.61	7.45	6.79	6.35	5.78	
R	42	45	47	50	52	55	57	60			
a=2 (t)	5.64	5.18	4.91	4.55	4.33	4.03	3.85	3.60			
a=4 (t)	5.44	4.98	4.71	4.35	4.13	3.83	3.65	3.40			

- Max. working range 70m, tip lifting weight 2.1T and Max. lifting weight 12T.
- Slewing mechanism and trolleying mechanism all take VFD+PLC technical control.
- Outstanding in working efficiency, operating speed and stability. Reduce future maintenance cost.

Technical Sheet for TC7021

Item		Parameter			
Free standing height (m)		50			
Max height with attachment (m)		200			
Working range can be adjusted (m)		40、45、50、55、60、65、70			
Min working range (m)		2.5			
Max lifting capacity (t)		12			
Tip load @ 70m (t)		2.1			
Hoisting mechanism (VFD+PLC)	Falls	2		4	
	Lifting capacity (t)	0-3	0-6	0-6	0-12
	Speed (m/min)	0-80	0-40	0-40	0-20
	Motor	YZPBF250-4-55KW			
Trolleying mechanism (VFD+PLC)	Speed (m/min)	0-56			
	Motor	YPBE132M-4-7.5KW			
Slewing mechanism (VFD+PLC)	Speed (r/min)	0-0.6			
	Motor	YLEW112M-6-120N.M×2			
Climbing speed (m/min)		0.5			
Counterweight (t)		23.6			
Mast section size (L×W×H) mm		2000×2000×3000			
Working temperature		-40—+60℃			
Total power (KW)		95			
Cable type (within 30 meters from site power source to lower electric box of tower crane)		50mm ² (3+2, 5 cores)			
Startup voltage & current		380V×95%=361V 260A			
Rated working voltage & current		380V / 146A			



CNBM International Corporation

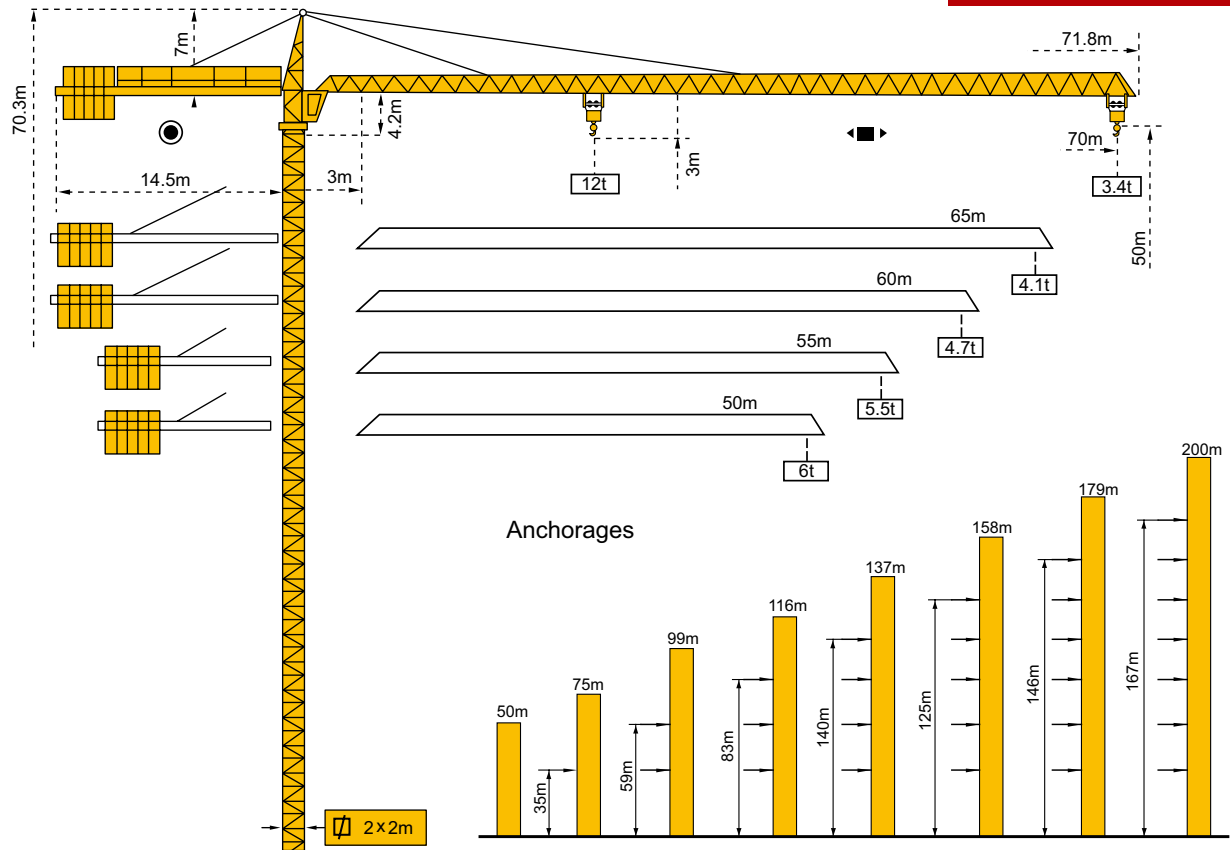
17th Floor, NO.4 Building, Zhu Yu Business Center,
NO.9 Shou Ti South Road, Hai Dian Dist., Beijing, 100048, China

Tel: (0086-10)6879 6340 Fax: (0086-10)6879 6677

Website: www.cnbm.com.cn www.cnbmmech.com www.cmaxmachinery.com

E-mail: cnbmmech@icnbn.com

TC7034



Note: For the height more than 200m after anchoring, please consult us!


LOADING DIAGRAM

70m jib length												
Radius (m)	23.92	25	30	35	40	45	50	55	60	65	70	
2 falls (t)	6.00					5.75	5.33	4.75	4.09	3.71	3.40	
4 falls (t)	12.00	11.4	9.18	7.62	6.45	5.25	4.83	4.25	3.59	3.2	3.00	
65m jib length												
Radius (m)	25	30	35	40	47.4	50	55	60	65			
2 falls (t)	6.00					5.6	5.02	4.51	4.08			
4 falls (t)	12.00	9.68	8.05	6.83	5.88	5.13	4.52	4.01	3.48			
60m jib length												
Radius (m)	25.75	30	35	40	45	50	55	60				
2 falls (t)	6.00					5.84	5.20	4.68				
4 falls (t)	12.00	10.3	8.34	7.08	6.11	5.34	4.70	4.18				
55m jib length												
Radius (m)	25.87	30	35	40	45	48	50.85	53	55			
2 falls (t)	6.00								5.73	5.5		
4 falls (t)	12.00	10.16	8.52	7.31	6.36	5.9	5.62	5.23	5.0			
50m jib length												
Radius (m)	26.755	30	35	40	43	45	48	50				
2 falls (t)	6.00											
4 falls (t)	12.00	10.55	8.86	7.6	6.99	6.63	6.14	5.85				

- Max. working range 70m, tip lifting weight 3.4T and Max. lifting weight 12T.
- Slewing mechanism and trolleying mechanism all take VFD+PLC technical control.
- Outstanding in working efficiency, operating speed and stability. Reduce future maintenance cost.

Technical Sheet for TC7034

Item		Parameter			
Free standing height (m)		50			
Max height with attachment (m)		200			
Working range can be adjusted (m)		50、55、60、65、70			
Min working range (m)		2.5			
Max lifting capacity (t)		12			
Tip load @ 70m (t)		3.4			
Hoisting mechanism (VFD+PLC)	Falls	2		4	
	Lifting capacity (t)	0-3	0-6	0-6	0-12
	Speed (m/min)	0-80	0-40	0-40	0-20
	Motor	YZPBF250-4-55KW			
Trolleying mechanism (VFD+PLC)	Speed (m/min)	0-56			
	Motor	YPBE132M-4-7.5KW			
Slewing mechanism (VFD+PLC)	Speed (r/min)	0-0.6			
	Motor	YLEW112M-6-120N.M×2			
Climbing speed (m/min)		0.5			
Counterweight (t)		26			
Mast section size (L×W×H) mm		2000×2000×3000			
Working temperature		-40—+60℃			
Max working wind (m/s)		20			
Total power (KW)		95			
Rated working voltage & current		380V / 146A			



CNBM CNBM International Corporation

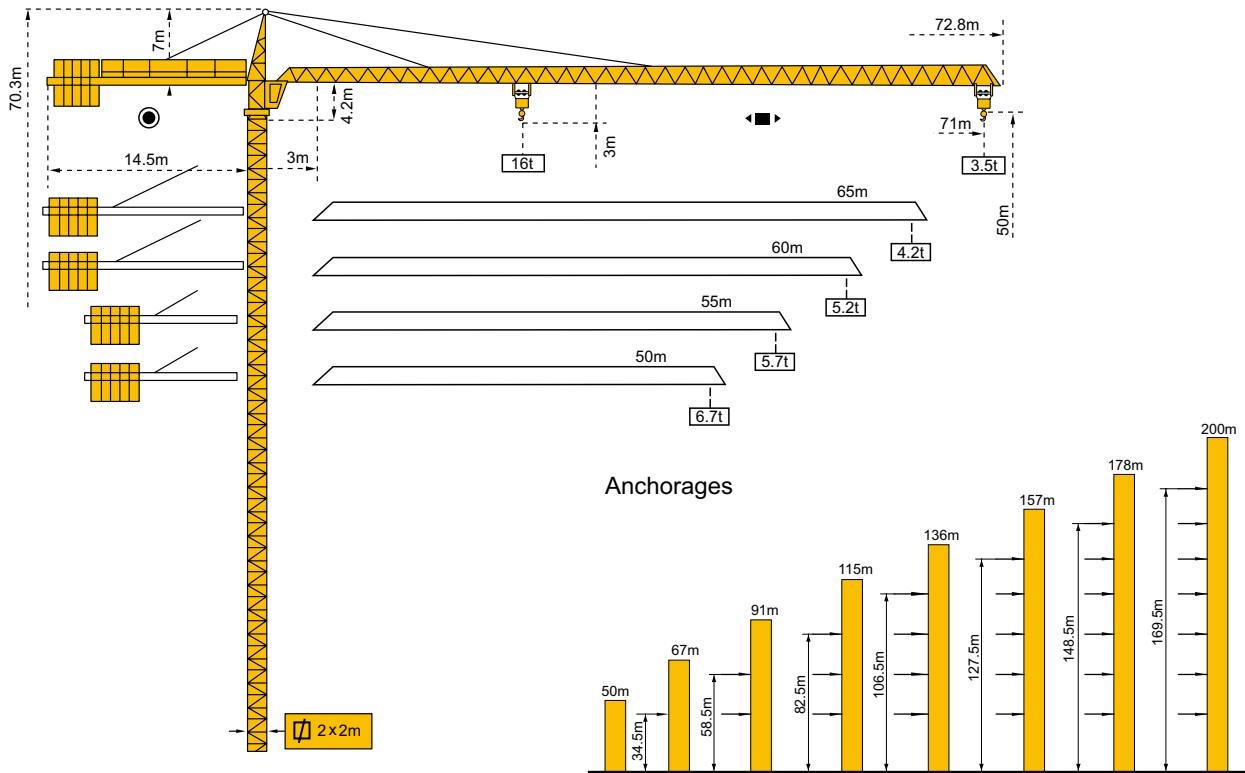
17th Floor, NO.4 Building, Zhu Yu Business Center,
NO.9 Shou Ti South Road, Hai Dian Dist., Beijing, 100048, China

Tel: (0086-10)6879 6340 Fax: (0086-10)6879 6677

Website: www.cnbm.com.cn www.cnbmmech.com www.cmaxmachinery.com

E-mail: cnbmmech@icnbn.com

TC7135



Note: For the height more than 200m after anchoring, please consult us!

LOADING DIAGRAM

70m jib length										
Radius (m)	3.7~18.26	20	26	32	38	44	50	56	64	70
4 falls (t) 🏗️	16	14.48	10.77	8.45	6.87	5.71	4.84	4.15	3.43	3
Radius (m)	4.7~35.36	36	42	48	54	60	66	71		
2 falls (t) 🏗️	8	7.98	6.58	5.64	4.9	4.32	3.84	3.5		
65m jib length										
Radius (m)	3.7~19.55	21	27	33	39	45	51	57	61	65
4 falls (t) 🏗️	16	14.79	11.15	8.83	7.23	6.05	5.15	4.44	4.05	3.7
Radius (m)	4.7~38	39	45	51	57	63	66			
2 falls (t) 🏗️	8	7.77	6.61	5.72	5.02	4.45	4.2			
60m jib length										
Radius (m)	3.7~21.45	22	28	34	40	46	52	56	60	
4 falls (t) 🏗️	16	15.57	11.89	9.51	7.84	6.61	5.67	5.15	4.7	
Radius (m)	4.7~41.9	44	50	56	58	61				
2 falls (t) 🏗️	8	7.58	6.56	5.75	5.52	5.2				
55m jib length										
Radius (m)	3.7~21.54	23	29	35	41	47	51	53	55	
4 falls (t) 🏗️	16	14.89	11.48	9.24	7.65	6.47	5.84	5.56	5.3	
Radius (m)	4.7~41.6	43	45	47	49	51	53	55	56	
2 falls (t) 🏗️	8	7.71	7.33	6.98	6.65	6.35	6.08	5.82	5.7	
50m jib length										
Radius (m)	3.7~22.4	24	30	36	38	42	46	50		
4 falls (t) 🏗️	16	14.85	11.56	9.37	8.79	7.8	6.99	6.3		
Radius (m)	4.7~43.6	44	46	48	50	51				
2 falls (t) 🏗️	8	7.92	7.53	7.18	6.85	6.7				

- Max. working range 71m, tip lifting weight 3.5T and Max. lifting weight 16T.
- Slewing mechanism and trolleying mechanism all take VFD+PLC technical control.
- Take double-trolley type, greatly enhance lifting performance.

Technical Sheet for TC7135

Item		Parameter			
Free standing height (m)		50			
Max height with attachment (m)		200			
Working range can be adjusted (m)		50、55、60、65、71			
Min working range (m)		2.5			
Max lifting capacity (t)		16			
Tip load @ 71m (t)		3.5			
Hoisting mechanism (VFD+PLC)	Falls	2		4	
	Lifting capacity (t)	0-4	0-8	0-8	0-16
	Speed (m/min)	0-80	0-40	0-40	0-20
	Motor	YZPBF280-8-55KW			
Trolleying mechanism (VFD+PLC)	Speed (m/min)	0-56			
	Motor	YPBE132M-4-7.5KW			
Slewing mechanism (VFD+PLC)	Speed (r/min)	0-0.6			
	Motor	YLEW112M-6-120N.M×2			
Climbing speed (m/min)		0.5			
Counterweight (t)		26			
Mast section size (L×W×H) mm		2000×2000×3000			
Working temperature		-40—+60℃			
Max working wind (m/s)		20			
Total power (KW)		95			
Rated working voltage & current		380V / 146A			

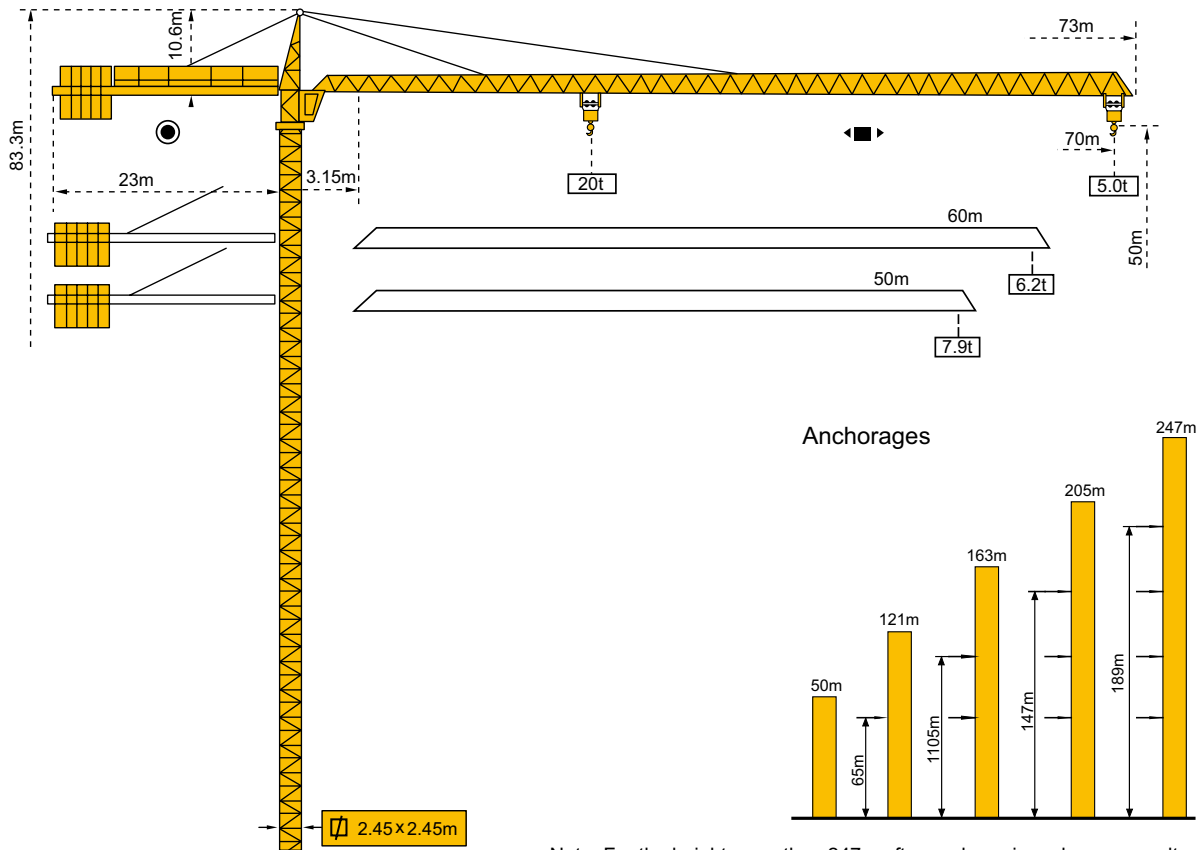
Safety Monitor & Management System For Option

Our tower crane is equipped with Safety Monitor & Management System. It can:

- Keep records of 1600 working cycles
- Auto-reject misoperation and keep the record
- LCD display working condition for avoiding misoperation
- CAN based communication
- Non-contact measurement, easily fixed
- Overload protection



TC7050



LOADING DIAGRAM

70m jib length											
R	3.7~22.72	24	30	36	42	48	54	60	66	68	70
a=4 (t)	20	18.74	14.35	11.47	9.44	7.93	6.77	5.84	5.08	4.86	4.65
R	4.7~41.3	42	48	54	60	66	68	70			
a=2 (t)	10	9.79	8.28	7.12	6.19	5.43	5.21	5			
60m jib length											
R	3.7~22.75	24	30	36	42	48	54	56	58	60	
a=4 (t)	20	18.78	14.38	11.49	9.46	7.95	6.78	6.45	6.14	5.85	
R	4.7~41.36	42	48	50	54	56	58	60			
a=2 (t)	10	9.81	8.3	7.88	7.13	6.8	6.49	6.2			
50m jib length											
R	3.7~22.8	24	30	36	42	48	50				
a=4 (t)	20	18.83	14.73	11.84	9.49	7.97	7.55				
R	4.7~41.45	42	44	46	48	50					
a=2 (t)	10	9.84	9.29	8.78	8.32	7.9					

- Max. working range 70m, tip lifting weight 5.0T and Max. lifting weight 20T.
- Slewing mechanism equipped with two sets moment motor of HL 185.250.195 mechanism, stable braking and less shock when shifting.
- Trolleying mechanism equipped with moment motor of 12DVF mechanism.

Technical Sheet for TC7050

Item		Parameter			
Free standing height (m)		50			
Max height with attachment (m)		200			
Working range can be adjusted (m)		50、55、60、65、70			
Min working range (m)		2.5			
Max lifting capacity (t)		20			
Tip load @ 70m (t)		5			
Hoisting mechanism (VFD+PLC)	Falls	2		4	
	Lifting capacity (t)	0-5	0-10	0-10	0-20
	Speed (m/min)	0-80	0-40	0-40	0-20
	Motor	YZPBF280S-4-75KW			
Trolleying mechanism (VFD+PLC)	Speed (m/min)	0-60			
	Motor	YPBE132M-4-11KW			
Slewing mechanism (VFD+PLC)	Speed (r/min)	0-0.6			
	Motor	YTRVF 132M2-4-9KW×3			
Climbing speed (m/min)		0.45			
Counterweight (t)		25			
Mast section size (L×W×H) mm		2450×2450×5000 / 2500 x 2500 x 6000			
Working temperature		-40—+60℃			
Max working wind (m/s)		20			
Total power (KW)		115			
Rated working voltage & current		380V / 273A			

Safety Monitor & Management System For Option

Our tower crane is equipped with Safety Monitor & Management System. It can:

- Keep records of 1600 working cycles
- Auto-reject misoperation and keep the record
- LCD display working condition for avoiding misoperation
- CAN based communication
- Non-contact measurement, easily fixed
- Overload protection





Tower Crane
www.cnbmmech.com



Tower Crane

CMAX[®]

CNBM INTERNATIONAL CORPORATION

17th Floor, NO.4 Building, Zhu Yu Business Center,
NO.9 Shou Ti South Road, Hai Dian Dist., Beijing, 100048, China

Tel: (0086-10)6879 6340

Fax: (0086-10)6879 6677

Website: www.cnbm.com.cn www.cnbmmech.com

www.cmaxmachinery.com

E-mail: cnbmmech@icnbn.com



CNBM CNBM International Corporation